


# Environmental product declaration

in accordance with ISO 14025 and EN 15804+A2

StoPox KU 601



**Owner of the declaration:**

Sto SE & Co. KGaA

**Product:**

StoPox KU 601

**Declared unit:**

1 kg

**This declaration is based on Product Category Rules:**

CEN Standard EN 15804:2012+A2:2019 serves as core PCR

NPCR 009:2021 Part B for Technical - Chemical products for building and construction industry

**Program operator:**

The Norwegian EPD Foundation

**Declaration number:**

NEPD-11983-12043

**Registration number:**

NEPD-11983-12043

**Issue date:**

18.08.2025

**Valid to:**

18.08.2030

**EPD software:**

LCAno EPD generator ID: 1141205

The Norwegian EPD Foundation

## General information

### Product

StoPox KU 601

### Program operator:

The Norwegian EPD Foundation  
Post Box 5250 Majorstuen, 0303 Oslo, Norway  
Phone: +47 977 22 020  
web: [www.epd-norge.no](http://www.epd-norge.no)

### Declaration number:

NEPD-11983-12043

### This declaration is based on Product Category Rules:

CEN Standard EN 15804:2012+A2:2019 serves as core PCR  
NPCR 009:2021 Part B for Technical - Chemical products for building  
and construction industry

### Statement of liability:

The owner of the declaration shall be liable for the underlying  
information and evidence. EPD Norway shall not be liable with respect  
to manufacturer information, life cycle assessment data and  
evidences.

### Declared unit:

1 kg StoPox KU 601

### Declared unit with option:

A1, A2, A3, A4, A5, C1, C2, C3, C4, D

### Functional unit:

### General information on verification of EPD from EPD tools:

Independent verification of data, other environmental information  
and the declaration according to ISO 14025:2010, § 8.1.3 and § 8.1.4.  
Verification of each EPD is made according to EPD-Norway's  
guidelines for verification and approval requiring that tools are i)  
integrated into the company's environmental management system, ii)  
the procedures for use of the EPD tool are approved by EPD-Norway,  
and iii) the process is reviewed annually by an independent third  
party verifier. See Appendix G of EPD-Norway's General Programme  
Instructions for further information on EPD tools

### Verification of EPD tool:

Independent third party verification of the EPD tool, background data  
and test-EPD in accordance with EPDNorway's procedures and  
guidelines for verification and approval of EPD tools. NEPDT73

Third party verifier:

Elisabet Amat, GREENIZE projects

(no signature required)

### Owner of the declaration:

Sto SE & Co. KGaA  
Contact person: Linus Kaltenbach  
Phone: +49 7744571010  
e-mail: [l.kaltenbach@sto.com](mailto:l.kaltenbach@sto.com)

### Manufacturer:

Sto SE & Co. KGaA  
Ehrenbachstraße 1  
79780 Stühlingen, Germany

### Place of production:

Rüsselsheim  
Eisenstraße 38  
65428 Rüsselsheim, Germany

### Management system:

ISO 14001; ISO 50001; ISO 9001

### Organisation no:

DE142834082

### Issue date:

18.08.2025

### Valid to:

18.08.2030

### Year of study:

2023

### Comparability:

EPD of construction products may not be comparable if they not  
comply with EN 15804 and seen in a building context.

### Development and verification of EPD:

The declaration is created using EPD tool lca.tools ver EPD2022.03,  
developed by LCA.no. The EPD tool is integrated in the company's  
management system, and has been approved by EPD Norway.  
NEPDT143

Developer of EPD: Linus Kaltenbach

Reviewer of company-specific input data and EPD: Karin Bromoe

### Approved:



Håkon Hauan, CEO EPD-Norge

## Product

### Product description:

StoPox KU 601 is an epoxy coating in accordance with EN 1504-2 and EN 13813 for interior and exterior application. It can be used as a coloured coating for industrial flooring exposed to mechanical and chemical stress.

StoPox KU 601 is delivered in two components, StoPox KU 601 Component A and StoPox KU 601 Component B, which have to be mixed as stated on the technical data sheet before use. This EPD calculates the environmental impact of the correctly mixed components at the construction site. The mixing process should be done with a slow-running paddle mixer and a mixing times of at least 3 minutes. Detailed instructions can be found on the Technical Data Sheet.

### Product specification

The composition of the mixed product is stated in the following table:

Materials	Value	Unit
Filler material	< 50	%
Binder, organic	< 50	%
Solvent	< 10	%
Pigment	< 5	%
Titanium dioxide	< 1	%
Defoamer	< 1	%

### Technical data:

Information on the technical data of StoPox KU 601 as well as the mixing and application process can be found on the Technical Data Sheet.

Criterion	Standard / test specification	Value/ Unit
Bond strength (28 days)	EN 1542	> 2.0 MP
Flexural strength	EN ISO 178	> 50 MPa
Viscosity (at 23 °C)	EN ISO 3219	1,800 - 2,800 mPa.s
Density (mixture 23 °C)	EN ISO 2811	1.50 - 1.58 g/cm <sup>3</sup>

### Market:

The main market is Europe.

### Reference service life, product

A reference service life (RSL) as per ISO 15686-1, -2, -7, and -8 is not declared.

In this LCA an estimated service life of 60 years has been declared, equal to the useful life of the building, since the product is incorporated in the building structure. The reference service life of a building might vary between countries and individual projects and should therefore be assessed on an individual basis.

### Reference service life, building

60 years

## LCA: Calculation rules

### Declared unit:

1 kg StoPox KU 601

### Cut-off criteria:

All major raw materials and all the essential energy is included. The production processes for raw materials and energy flows with very small amounts (less than 1%) are not included. These cut-off criteria do not apply for hazardous materials and substances.

### Allocation:

The allocation is made in accordance with the provisions of EN 15804. Incoming energy and water and waste production in-house is allocated equally among all products through mass allocation. Effects of primary production of recycled materials is allocated to the main product in which the material was used. The recycling process and transportation of the material is allocated to this analysis.

### Data quality:

Specific data for the product composition are provided by the manufacturer. The data represent the production of the declared product and were collected for EPD development in the year of study. Background data is based on EPDs according to EN 15804 and different LCA databases. The data quality of the raw materials in A1 is presented in the table below.

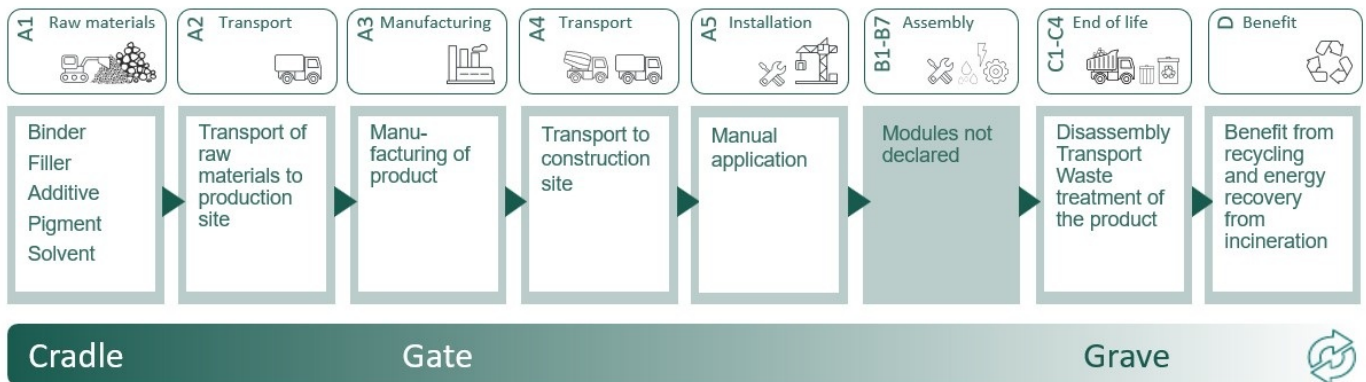
Materials	Source	Data quality	Year
Additives	CEPE RM Database v3.0	Database	2016
Additives	Ecoinvent 3.6	Database	2019
Additives	Modified ecoinvent 3.6	Database	2020
Binder	CEPE RM Database v3.0	Database	2016
Binder	ecoinvent 3.6	Database	2020
Binders and Resins	CEPE RM Database v3.0	Database	2016
Binders and Resins	ecoinvent 3.10	Database	2023
Binders and Resins	Supplier	EPD	2021
Defoamer	ecoinvent 3.6	Database	2019
Packaging	ecoinvent 3.6	Database	2019
Pigments	CEPE RM Database v3.0	Database	2016
Pigments and Fillers	CEPE RM Database v3.0	Database	2016
Thickener	ecoinvent 3.6	Database	2019

**System boundaries (X=included, MND=module not declared, MNR=module not relevant)**

Product stage			Construction installation stage		Use stage							End of life stage				Beyond the system boundaries
Raw materials	Transport	Manufacturing	Transport	Assembly	Use	Maintenance	Repair	Replacement	Refurbishment	Operational energy use	Operational water use	De-construction demolition	Transport	Waste processing	Disposal	Reuse-Recovery-Recycling-potential
A1	A2	A3	A4	A5	B1	B2	B3	B4	B5	B6	B7	C1	C2	C3	C4	D
X	X	X	X	X	MND	MND	MND	MND	MND	MND	MND	X	X	X	X	X

**System boundary:**

The scope of this EPD is cradle to gate with options, modules C1-C4 and module D. No actions are necessary during User stage.



**Additional technical information:**

When used as recommended, the waste code can be selected according to the code of the European Waste Catalogue (EWC), category 17.09 "Other Construction and Demolition Waste".

The waste code for the unused product is 08 01 11\* waste paint and varnish containing organic solvents or other hazardous substances.

(\* hazardous waste in terms of the European directive 2008/98/EG)

## LCA: Scenarios and additional technical information

The following information describe the scenarios in the different modules of the EPD.

A4 (Transport to market/building site): Since the distance to the construction site can vary strongly, a distance of 300 km has been chosen, which is equal to the suggested distance by the PCR.

A5 (Installation): The product is applied according to the specifications in the technical data sheet at the construction site. For application, machinery in accordance with the Technical Data Sheet should be used. Outputs are small amounts of waste from the product itself (assumed to be a maximum of 5 %) and waste from packaging materials.

C1 (De-construction, demolition): It is assumed that StoPox KU 601 is dismantled using machinery.

C2 (Transport end of life): This stage includes the transportation effects of demolished waste to a waste processing area. The distance between the demolishing area and a waste processing area is assumed to be quite short (less than 100 km). The distance varies depending on the type of waste processing.














C3, C4 (Waste processing): Hardened epoxy coating is not classified as hazardous waste and treated as mixed construction waste. A typical End of life scenario for construction waste is a mix of recycling and landfill. The End-of-life scenario is declared according to the PCR with 90% landfill and 10% recycling.

D (Environmental costs and benefits of recycling and reuse): Energy credit related to energy recovery from the incineration is included in module D.

Transport from production place to user (A4)	Capacity utilisation (incl. return) %	Distance (km)	Fuel/Energy Consumption	Unit	Value (Liter/tonne)
Truck, 16-32 tonnes, EURO 6 (kgkm)	36,7 %	300	0,043	l/tkm	12,90
<b>Assembly (A5)</b>					
	Unit	Value			
Electricity, Germany (kWh)	kWh	0,013			
Material loss, including waste treatment (psc)	Units	0,05			
Waste, packaging, metal, average treatment (kg)	kg	0,05			
<b>De-construction demolition (C1)</b>					
	Unit	Value			
Diesel (L)	L	0,0000756			
Demolition of building per kg of cement-based product, C1 (kg)	kg	1,00			
<b>Transport to waste processing (C2)</b>					
	Capacity utilisation (incl. return) %	Distance (km)	Fuel/Energy Consumption	Unit	Value (Liter/tonne)
Truck, 16-32 tonnes, EURO 6 (kgkm)	36,7 %	100	0,043	l/tkm	4,30
<b>Waste processing (C3)</b>					
	Unit	Value			
Waste treatment of cement-based product after demolition to recycling (kg)	kg	0,1			
<b>Disposal (C4)</b>					
	Unit	Value			
Waste, inert waste, to landfill (kg)	kg	0,9			
<b>Benefits and loads beyond the system boundaries (D)</b>					
	Unit	Value			
Substitution of primary aggregates with crushed recycled cement-based products (kg)	kg	0,1			

## LCA: Results

The LCA results are presented below for the declared unit defined on page 2 of the EPD document.

Environmental impact												
Indicator	Unit	A1	A2	A3	A4	A5	C1	C2	C3	C4	D	
 GWP-total	kg CO <sub>2</sub> -eq	3,74E+00	5,53E-02	2,38E-02	5,15E-02	1,72E-01	2,67E-04	1,72E-02	7,20E-05	7,39E-03	-2,34E-04	
 GWP-fossil	kg CO <sub>2</sub> -eq	3,74E+00	5,53E-02	2,03E-02	5,15E-02	1,72E-01	2,67E-04	1,72E-02	7,10E-05	7,38E-03	-2,29E-04	
 GWP-biogenic	kg CO <sub>2</sub> -eq	-2,26E-02	2,29E-05	8,96E-04	2,13E-05	-9,79E-04	5,01E-08	7,10E-06	6,13E-07	8,62E-06	-4,57E-06	
 GWP-luluc	kg CO <sub>2</sub> -eq	1,87E-02	1,97E-05	2,55E-03	1,83E-05	1,06E-03	2,11E-08	6,10E-06	9,83E-08	1,81E-06	-1,55E-07	
 ODP	kg CFC11-eq	2,11E-07	1,25E-08	2,51E-09	1,17E-08	8,91E-09	5,80E-11	3,89E-09	1,40E-11	2,80E-09	-4,20E-11	
 AP	mol H <sup>+</sup> -eq	1,78E-02	1,59E-04	2,70E-05	1,48E-04	8,02E-04	2,80E-06	4,93E-05	5,75E-07	6,57E-05	-2,06E-06	
 EP-FreshWater	kg P -eq	5,84E-04	4,42E-07	1,36E-07	4,11E-07	3,22E-05	9,73E-10	1,37E-07	4,49E-09	8,37E-08	-6,09E-09	
 EP-Marine	kg N -eq	3,38E-02	3,14E-05	6,37E-06	2,93E-05	1,36E-04	1,23E-06	9,75E-06	1,68E-07	2,44E-05	-7,15E-07	
 EP-Terrestrial	mol N -eq	3,37E-02	3,52E-04	6,43E-05	3,27E-04	1,50E-03	1,35E-05	1,09E-04	1,94E-06	2,69E-04	-8,40E-06	
 POCP	kg NMVOC-eq	1,30E-02	1,35E-04	2,13E-05	1,25E-04	6,28E-04	3,72E-06	4,18E-05	5,20E-07	7,71E-05	-2,22E-06	
 ADP-minerals&metals <sup>1</sup>	kg Sb-eq	4,10E-04	1,53E-06	1,18E-07	1,42E-06	2,05E-05	4,10E-10	4,74E-07	9,01E-10	6,65E-08	-2,03E-08	
 ADP-fossil <sup>1</sup>	MJ	6,07E+01	8,36E-01	2,75E-01	7,78E-01	2,94E+00	3,68E-03	2,59E-01	2,21E-03	2,03E-01	-3,87E-03	
 WDP <sup>1</sup>	m <sup>3</sup>	1,57E+01	8,09E-01	2,21E+01	7,52E-01	2,76E+00	7,81E-04	2,51E-01	2,43E-01	1,25E+00	-1,82E-01	







GWP-total = Global Warming Potential total; GWP-fossil = Global Warming Potential fossil fuels; GWP-biogenic = Global Warming Potential biogenic; GWP-luluc = Global Warming Potential land use and land use change; ODP = Depletion potential of the stratospheric ozone layer; AP = Acidification potential, Accumulated Exceedance; EP-freshwater = Eutrophication potential, fraction of nutrients reaching freshwater end compartment; EP-marine = Eutrophication potential, fraction of nutrients reaching marine end compartment; EP-terrestrial = Eutrophication potential, Accumulated Exceedance; POCP = Formation potential of tropospheric ozone; ADP-minerals&metals = Abiotic depletion potential for non-fossil resources; ADP-fossil = Abiotic depletion for fossil resources potential; WDP = Water (user) deprivation potential, deprivation-weighted water consumption

"Reading example: 9,0 E-03 = 9,0\*10<sup>-3</sup> = 0,009"

\*INA Indicator Not Assessed

1. The results of this environmental impact indicator shall be used with care as the uncertainties on these results are high or as there is limited experienced with the indicator

### Remarks to environmental impacts

Additional environmental impact indicators												
Indicator	Unit	A1	A2	A3	A4	A5	C1	C2	C3	C4	D	
 PM	Disease incidence	2,22E-07	3,39E-09	1,78E-10	3,15E-09	1,11E-08	7,40E-11	1,05E-09	9,00E-12	1,40E-09	-4,40E-11	
 IRP <sup>2</sup>	kgBq U235 -eq	1,86E+02	3,65E-03	1,68E-04	3,40E-03	9,93E+00	1,58E-05	1,13E-03	3,70E-05	9,27E-04	-3,55E-05	
 ETP-fw <sup>1</sup>	CTUe	7,36E+01	6,20E-01	1,31E-01	5,77E-01	3,37E+00	2,01E-03	1,92E-01	1,56E-03	1,11E-01	-3,99E-03	
 HTP-c <sup>1</sup>	CTUh	1,33E-08	0,00E+00	8,00E-12	0,00E+00	6,68E-10	0,00E+00	0,00E+00	0,00E+00	5,00E-12	0,00E+00	
 HTP-nc <sup>1</sup>	CTUh	5,76E-07	6,76E-10	1,44E-10	6,30E-10	3,00E-08	2,00E-12	2,10E-10	1,00E-12	8,00E-11	-5,00E-12	
 SQP <sup>1</sup>	dimensionless	6,79E+00	5,85E-01	-5,14E-02	5,44E-01	3,62E-01	4,67E-04	1,81E-01	1,25E-03	7,82E-01	8,79E-03	











PM = Particulate Matter emissions; IRP = Ionizing radiation – human health; ETP-fw = Eco toxicity – freshwater; HTP-c = Human toxicity – cancer effects; HTP-nc = Human toxicity – non cancer effects; SQP = Potential Soil Quality Index (dimensionless)

"Reading example: 9,0 E-03 = 9,0\*10<sup>-3</sup> = 0,009"

\*INA Indicator Not Assessed

1. The results of this environmental impact indicator shall be used with care as the uncertainties on these results are high or as there is limited experienced with the indicator
2. This impact category deals mainly with the eventual impact of low dose ionizing radiation on human health of the nuclear fuel cycle. It does not consider effects due to possible nuclear accidents, occupational exposure nor due to radioactive waste disposal in underground facilities. Potential ionizing radiation from the soil, from radon and from some construction materials is also not measured by this indicator.






Resource use												
Indicator	Unit	A1	A2	A3	A4	A5	C1	C2	C3	C4	D	
 PERE	MJ	4,15E+00	1,20E-02	2,51E-01	1,11E-02	2,32E-01	1,99E-05	3,71E-03	1,14E-03	7,27E-03	-9,07E-04	
 PERM	MJ	3,37E-01	0,00E+00	0,00E+00	0,00E+00	1,68E-02	0,00E+00	0,00E+00	0,00E+00	0,00E+00	0,00E+00	
 PERT	MJ	4,49E+00	1,20E-02	2,51E-01	1,11E-02	2,49E-01	1,99E-05	3,71E-03	1,14E-03	7,27E-03	-9,07E-04	
 PENRE	MJ	5,68E+01	8,36E-01	2,75E-01	7,78E-01	2,75E+00	3,68E-03	2,59E-01	2,21E-03	2,03E-01	-4,09E-03	
 PENRM	MJ	6,36E+00	0,00E+00	0,00E+00	0,00E+00	3,18E-01	0,00E+00	0,00E+00	0,00E+00	0,00E+00	0,00E+00	
 PENRT	MJ	6,31E+01	8,36E-01	2,75E-01	7,78E-01	3,07E+00	3,68E-03	2,59E-01	2,21E-03	2,03E-01	-4,09E-03	
 SM	kg	9,15E-03	0,00E+00	0,00E+00	0,00E+00	4,39E-04	0,00E+00	0,00E+00	0,00E+00	0,00E+00	0,00E+00	
 RSF	MJ	1,55E-02	4,28E-04	8,14E-05	3,98E-04	6,40E-03	4,89E-07	1,33E-04	0,00E+00	1,51E-04	-1,85E-05	
 NRSF	MJ	4,89E-02	1,53E-03	2,76E-04	1,42E-03	2,41E-03	7,20E-06	4,75E-04	0,00E+00	3,26E-04	-1,91E-05	
 FW	m <sup>3</sup>	1,16E-01	8,94E-05	1,93E-03	8,32E-05	5,78E-03	1,89E-07	2,77E-05	3,78E-06	2,50E-04	-1,42E-04	

PERE = Use of renewable primary energy excluding renewable primary energy resources used as raw materials; PERM = Use of renewable primary energy resources used as raw materials; PERT = Total use of renewable primary energy resources; PENRE = Use of non renewable primary energy excluding non-renewable primary energy resources used as raw materials; PENRM = Use of non renewable primary energy resources used as raw materials; PENRT = Total use of non renewable primary energy resources; SM = Use of secondary materials; RSF = Use of renewable secondary fuels; NRSF = Use of non-renewable secondary fuels; FW = Net use of fresh water

\*Reading example: 9,0 E-03 = 9,0\*10<sup>-3</sup> = 0,009"






\*INA Indicator Not Assessed

End of life - Waste												
Indicator	Unit	A1	A2	A3	A4	A5	C1	C2	C3	C4	D	
	HWD	kg	4,96E-02	4,31E-05	1,90E-03	4,01E-05	2,43E-03	1,08E-07	1,34E-05	2,20E-07	0,00E+00	-9,34E-07
	NHWD	kg	1,71E+00	4,07E-02	2,56E-03	3,78E-02	1,37E-01	4,35E-06	1,26E-02	6,96E-06	9,00E-01	-2,83E-05
	RWD	kg	3,88E-04	5,70E-06	2,30E-07	5,30E-06	1,93E-05	2,55E-08	1,77E-06	2,33E-08	0,00E+00	-3,07E-08

HWD = Hazardous waste disposed; NHWD = Non-hazardous waste disposed; RWD = Radioactive waste disposed

\*Reading example: 9,0 E-03 =  $9,0 \cdot 10^{-3} = 0,009$

\*INA Indicator Not Assessed

End of life - Output flow												
Indicator	Unit	A1	A2	A3	A4	A5	C1	C2	C3	C4	D	
	CRU	kg	0,00E+00	0,00E+00	0,00E+00	0,00E+00	0,00E+00	0,00E+00	0,00E+00	0,00E+00	0,00E+00	0,00E+00
	MFR	kg	0,00E+00	0,00E+00	4,10E-04	0,00E+00	5,00E-02	0,00E+00	0,00E+00	1,00E-01	0,00E+00	0,00E+00
	MER	kg	0,00E+00	0,00E+00	3,95E-03	0,00E+00	1,97E-04	0,00E+00	0,00E+00	0,00E+00	0,00E+00	0,00E+00
	EEE	MJ	0,00E+00	0,00E+00	2,06E-03	0,00E+00	1,03E-04	0,00E+00	0,00E+00	0,00E+00	0,00E+00	0,00E+00
	EET	MJ	0,00E+00	0,00E+00	3,12E-02	0,00E+00	1,56E-03	0,00E+00	0,00E+00	0,00E+00	0,00E+00	0,00E+00

CRU = Components for re-use; MFR = Materials for recycling; MER = Materials for energy recovery; EEE = Exported energy electrical; EET = Exported energy thermal

\*Reading example: 9,0 E-03 =  $9,0 \cdot 10^{-3} = 0,009$

\*INA Indicator Not Assessed

Biogenic Carbon Content		
Indicator	Unit	At the factory gate
Biogenic carbon content in product	kg C	9,74E-03
Biogenic carbon content in accompanying packaging	kg C	0,00E+00

Note: 1 kg biogenic carbon is equivalent to 44/12 kg CO<sub>2</sub>

## Additional requirements

### Greenhouse gas emissions from the use of electricity in the manufacturing phase

National production mix from import, low voltage (production of transmission lines, in addition to direct emissions and losses in grid) of applied electricity for the manufacturing process (A3).

Electricity mix	Source	Amount	Unit
Electricity, low voltage, 100% hydro, certificate, 01.01.2023-31.12.2023, Germany (kWh)	Modified ecoinvent 3.6	60,95	g CO <sub>2</sub> -eq/kWh

### Dangerous substances

The product contains no substances given by the REACH Candidate list.

### Indoor environment






## Additional Environmental Information

Additional environmental impact indicators required in NPCR Part A for construction products											
Indicator	Unit	A1	A2	A3	A4	A5	C1	C2	C3	C4	D
GWPIOBC	kg CO <sub>2</sub> -eq	3,77E+00	5,53E-02	2,31E-02	5,15E-02	1,74E-01	2,67E-04	1,72E-02	7,11E-05	7,39E-03	-2,45E-04

GWPI-IOBC: Global warming potential calculated according to the principle of instantaneous oxidation. In order to increase the transparency of biogenic carbon contribution to climate impact, the indicator GWP-IOBC is required as it declares climate impacts calculated according to the principle of instantaneous oxidation. GWP-IOBC is also referred to as GWP-GHG in context to Swedish public procurement legislation.

## Bibliography

ISO 14025:2010 Environmental labels and declarations - Type III environmental declarations - Principles and procedures.  
 ISO 14044:2006 Environmental management - Life cycle assessment - Requirements and guidelines.  
 EN 15804:2012+A2:2019 Environmental product declaration - Core rules for the product category of construction products.  
 ISO 21930:2017 Sustainability in buildings and civil engineering works - Core rules for environmental product declarations of construction products.  
 ecoinvent v3, (2019) Allocation, cut-off by classification, Swiss Centre of Life Cycle Inventories.  
 Iversen et al., (2021) eEPD v2021.09 Background information for EPD generator tool system verification, LCA.no Report number: 07.21  
 Graafland, J. and Ruttenborg, M. (2023) EPD generator for NPCR009:2021, Part B for Technical - Chemical products (non-cement based products), Background information for EPD generator application and LCA data, LCA.no report number: 12.23.  
 NPCR Part A: Construction products and services. Ver. 2.0, 24.03.2021 EPD Norway.  
 NPCR 009 Part B for Technical - Chemical products for building and construction industry, Ver. 3.0, 06.10.2021, EPD Norway.

 <small>Global program operator</small>	<b>Program operator and publisher</b> The Norwegian EPD Foundation Post Box 5250 Majorstuen, 0303 Oslo, Norway	Phone: +47 977 22 020 e-mail: <a href="mailto:post@epd-norge.no">post@epd-norge.no</a> web: <a href="http://www.epd-norge.no">www.epd-norge.no</a>
 <small>Building with conscience.</small>	<b>Owner of the declaration:</b> Sto SE & Co. KGaA Ehrenbachstraße 1, 79780 Stühlingen, Germany	Phone: +49 7744571010 e-mail: <a href="mailto:l.kaltenbach@sto.com">l.kaltenbach@sto.com</a> web: <a href="https://www.sto.com/">https://www.sto.com/</a>
	<b>Author of the Life Cycle Assessment</b> LCA.no AS Dokka 6A, 1671 Kråkerøy, Norway	Phone: +47 916 50 916 e-mail: <a href="mailto:post@lca.no">post@lca.no</a> web: <a href="http://www.lca.no">www.lca.no</a>
	<b>Developer of EPD generator</b> LCA.no AS Dokka 6A, 1671 Kråkerøy, Norway	Phone: +47 916 50 916 e-mail: <a href="mailto:post@lca.no">post@lca.no</a> web: <a href="http://www.lca.no">www.lca.no</a>
	ECO Platform ECO Portal	web: <a href="http://www.eco-platform.org">www.eco-platform.org</a> web: ECO Portal